

SPECIFICATION



MODEL QSV13PS **QSV SERIES** **(FOR 50Hz DIESEL GENSET)**

Revision: A2 (12/21)

To inquire the latest revision of
document, visit our website at:
www.powerlinkworld.com



QS series

QSV13PS

50 Hz @ 1500rpm,3-phase/5-wiring

1 Standards & Conditions

Design Standards

The designs and the productions are in conformity with:

- Conformance Européenne (CE)
- ISO8528-5:2005
- GB/T2820.5-2009

Environmental Operating Conditions

- Installation place: Outdoors or indoors (well ventilated).
- Ambient temperature: -25°C to 45°C. The coolant heater is needed when the temperature is below 5°C
- Humidity: Less than 80%.
- Altitude: Below one thousand (1000) meters.

Factory Inspection

- Inspection items.
- Protection devices working test.
- Starting ability in normal temperature.
- 50% rated power load moment capability.
- Voltage deviation and speed variation: 0%, 25%, 50%, 75%, 100%, 110% Load.

Painting Process

- Painting process specifications and colors are based on the manufacturer's standard.
- The customer could also choose the color which the manufacturer offers.

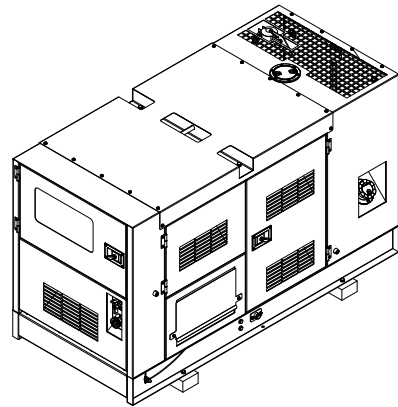
2 General Features

- Perkins engine 403D-15G
- Close coupled to a Stamford alternator S0L1-P1
- Microprocessor control module PLC-920
- SCHNEIDER main circuit breaker: 20A
- Rotate speed governor: Mechanical governor
- Excitation System: self excited
- A.V.R. model: SX440
- Key switch
- Emergency stop switch
- ATS (automatic transfer switch) receptacle
- 1x12V/72AH sealed for life maintenance free battery

- Lockable battery isolator switch
- Powder coated canopy
- 50°C radiator
- Oil pump on the engine
- Steel base frame with forklifts
- Vibration isolators between the engine/alternator and base frame
- Dry type air filter
- Base fuel tank for 11 hours running
- Drain points for fuel tank
- Operation Manual / Specifications

3 Equipment Specification

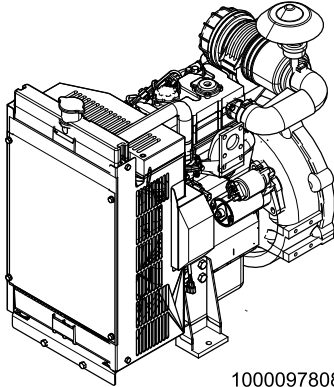
General technical data



Model.....QSV13PS
Structure type R
Tank capacity.....43L
Dry weight..... 653kg
Noise level @7m 60dB(A)
Dimensions L×W×H..... 1740x840x1075.5mm
Standby Power 14kVA/10.8kW
Prime Power 13kVA/10kW

Voltage	380V	400V	415V	440V	
Ampere	19.8A	18.8A	18.1A	17A	
Genset Fuel Consumption					
Frequency/Load	25%	50%	75%	100%	110%
50Hz (L/h)	N/A	2.0	2.8	3.7	4.1

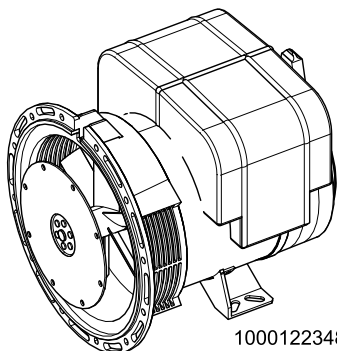
Diesel Engine



1000097808-AP1-B2

Engine Manufacturer/Brand.....	Perkins
Engine Model.....	403D-15G
Dimensions L×W×H.....	820×476×791mm
Dry Weigh (approx.)	197kg
Number of Cylinders.....	3
Bore.....	84mm
Stroke.....	90mm
Displacement.....	1.496L
Compression Ratio.....	22.5
Type of Injection	Indirect injection
Intake System.....	Natural aspirated
Intake Resistance.....	≤6.4kPa
Cooling System	Water cooled
Fan	Pusher
Battery Voltage.....	12V
Type of Fuel.....	EPA2D 89.330-96/CEC RF-06-99
Type of Oil	API-CH-4/ ACEA E5
Oil Capacity	6.0 L
Type of Coolant	Glycol mixture
Coolant Capacity.....	6.0L
Back Pressure	≤10.2kPa
Standby Power	13.5kW
Prime Power	12.2kW
Fuel Consumption(100%load).....	264g/kWh

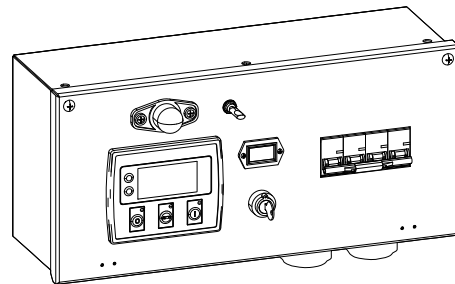
Alternator



1000122348-AP1-A2

Alternator Manufacturer/Brand.....	Stamford
Alternator Model	S0L1-P1
Exciter.....	Brushless
Cooling Fan	Cast alloy aluminum
Windings.....	100% copper
Insulation Class	H
Winding Pitch.....	2/3
Terminals	12
Drip Proof	IP23
Altitude.....	≤1000m
Overspeed.....	2250rpm
Air Flow.....	0.06m³/s(50HZ),0.072m³/s(60HZ)
Voltage Regulation	±1.0%
Total harmonic TGH / THC at no load < 3 % - on load < 2%	
Telephone Interference.....	THF<2%;TIF<50

PLC-920 Control System

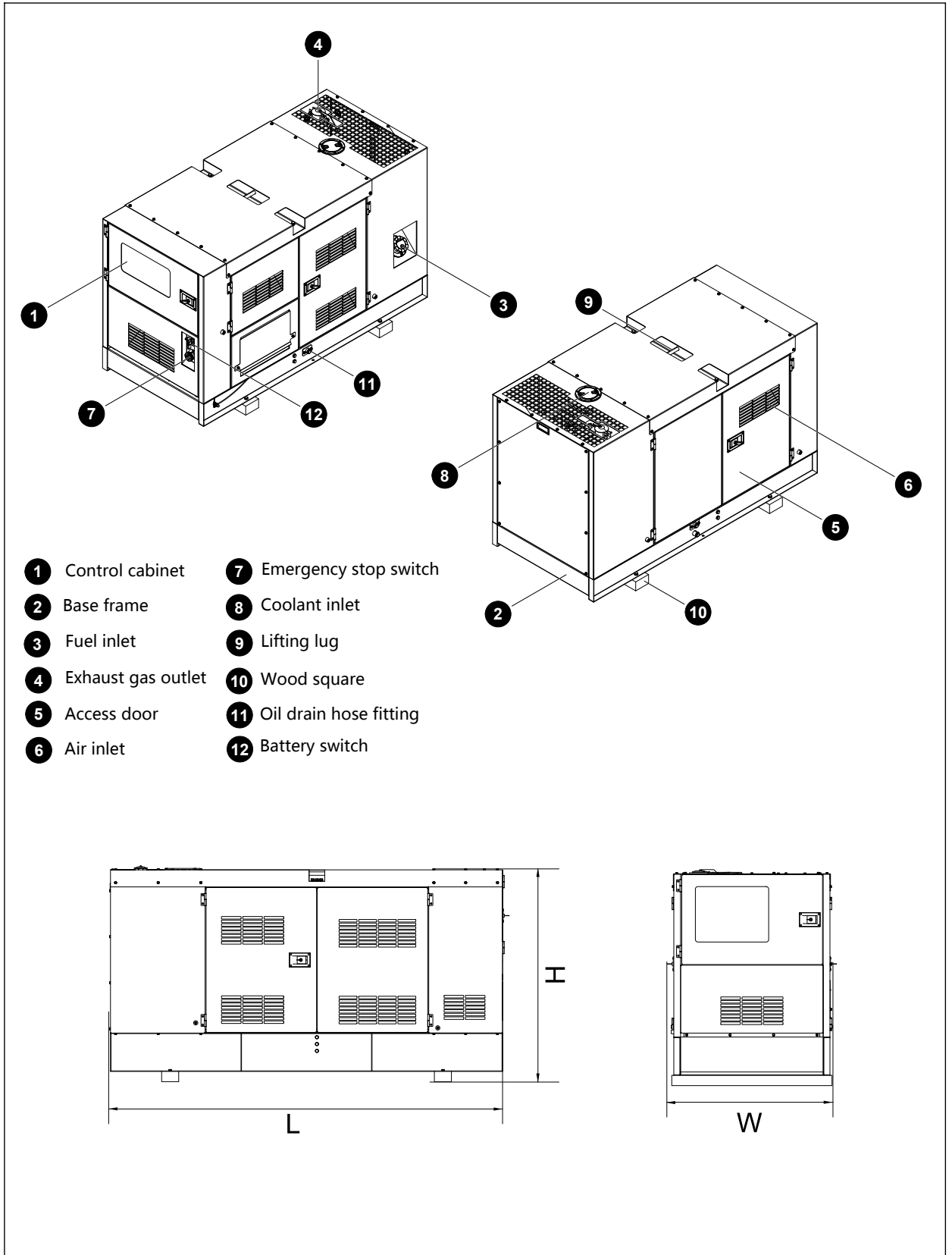


PLC-920 is an advanced control module based on microprocessor designed to control the engine via push buttons on the front panel. The module is used to start and stop the engine and indicate fault conditions, automatically shutting down the engine and giving a true first up fault condition of an engine failure.

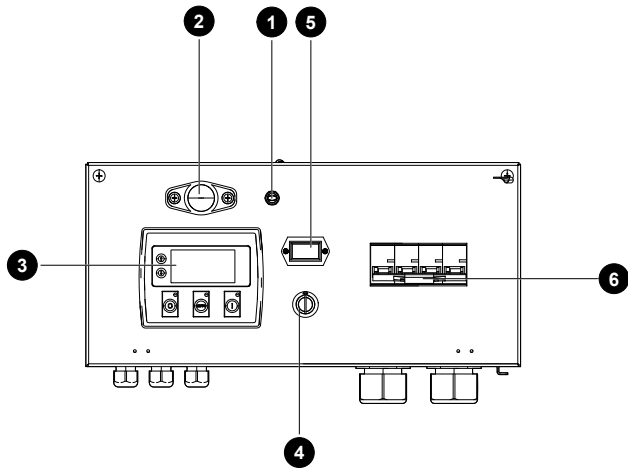
Standard Control Function

- Manual Engine Control Module
- Low Oil Pressure
- High Engine Temperature
- Auxiliary Shutdown
- Overspeed Protection
- Protection hold-off timer
- Charge Failure warning

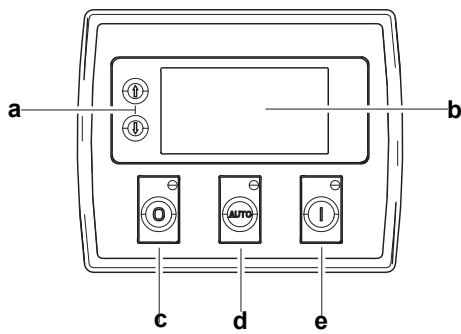
4 Overall Dimensions



7 Control System



Ref.	Description
1	Control cabinet lamp switch
2	Control cabinet lamp
3	Control module
4	Key switch
5	Time counter
6	Main circuit breaker



Control module

Ref.	Description
a	Navigation button«» Accept (Configuration mode only)
b	Main status display
c	Stop/reset button«» Next page (Configuration mode only)
d	Auto start button«» Decrease value/next item (Configuration mode only)
e	Start button«» Increase value/next item (Configuration mode only)