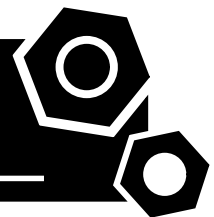


Generator set

Sound-proof type

GMS15KS

SPECIFICATIONS



SK series
GMS15KS
 50 Hz @ 1500rpm,3-phase/5-wiring

1 Standards & Conditions

Design Standards

The designs and the productions are in conformity with:

- Conformance European (CE)
- China Compulsory Certification (CCC)
- ISO8528-5:2005
- GB/T2820.5-2009

Environmental Operating Conditions

- Installation place: Outdoors or indoors (well ventilated).
- Ambient temperature: -25°C to 45°C. The coolant heater is needed when the temperature is below 5°C
- Humidity: Less than 80%.
- Altitude: Below one thousand (1000) meters.

Factory Inspection

- Inspection items.
- Protection devices working test.
- Starting ability in normal temperature.
- 50% rated power load moment capability.
- Voltage deviation and speed variation: 0%, 25%, 50%, 75%, 100%, 110% Load.

Painting Process

- Painting process specifications and colors are based on the manufacturer's standard.
- The customer could also choose the color which the manufacturer offers.

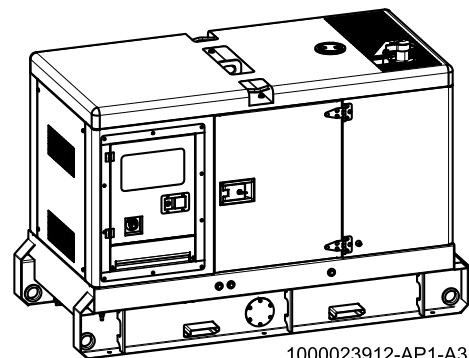
2 General Features

- KUBOTA engine D1703-BG
- Close coupled to a MECC alternator ECP28-S/4
- Microprocessor control module PLC-920
- SCHNEIDER main circuit breaker: 32A
- Rotate speed governor: Mechanical governor
- Excitation System: Self excited, SHUNT
- A.V.R. model: DSR
- Emergency stop switch
- ATS (automatic transfer switch) receptacle
- 1x12V/70AH sealed for life maintenance free battery

- Lockable battery isolator switch
- Powder coated canopy
- 50°C radiator
- Oil pump on the engine
- Steel base frame with forklifts
- Vibration isolators between the engine/alternator and base frame
- Dry type air filter
- Base fuel tank for 22 hours running
- Drain points for fuel tank
- Operation Manual / Specifications

3 Equipment Specification

General technical data

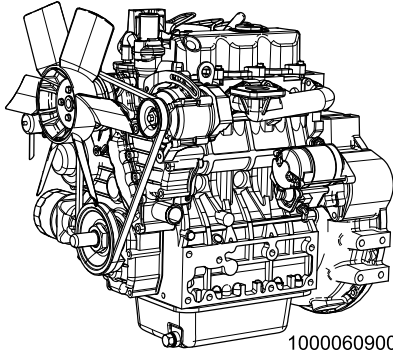


1000023912-AP1-A3

Model.....GMS15KS
 Structure type R
 Tank capacity..... 80L
 Dry weigh..... 1765kg
 Noise level @7m N/A
 Dimensions L×W×H..... 1972x930x1353mm
 Standby Power 17kVA/13kW
 Prime Power 15kVA/12kW

Voltage	380V	400V	415V	440V	
Ampere	22.8A	21.7A	20.9A	19.7A	
Genset Fuel Consumption					
Frequency/Load	25%	50%	75%	100%	110%
50Hz (L/h)	N/A	2.0	2.7	3.6	4.1

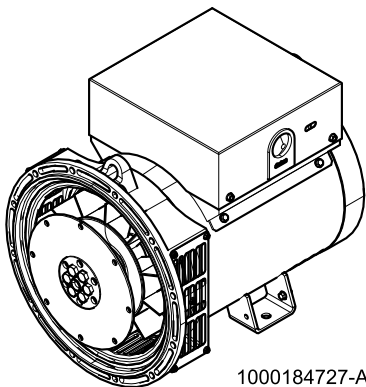
Diesel engine



1000060900-AP1-A7

Engine Manufacturer/Brand.....	KUBOTA
Engine Model.....	D1703-BG
Dimensions L×W×H.....	608.4×548.3×642.8mm
Dry Weigh (approx.)	148kg
Number of Cylinders.....	3
Bore.....	87mm
Stroke.....	92.4mm
Displacement.....	1.647L
Compression Ratio.....	23
Type of injection.....	N/A
Intake System.....	Natural aspirated
Intake Resistance.....	1.96kPa
Cooling System	Water cooled
Fan	Pusher
Battery Voltage.....	12V
Type of Fuel.....	No.2-D(ASTM D975)
Type of Oil	Class CF lubricating oil
Oil Capacity.....	7.6L
Type of Coolant	Glycol mixture
Coolant Capacity.....	7.1L
Back Pressure.....	≤7.07kPa
Standby Power.....	15.1kW
Prime Power.....	12.8kW
Fuel Consumption(100%load).....	219g/kW.h

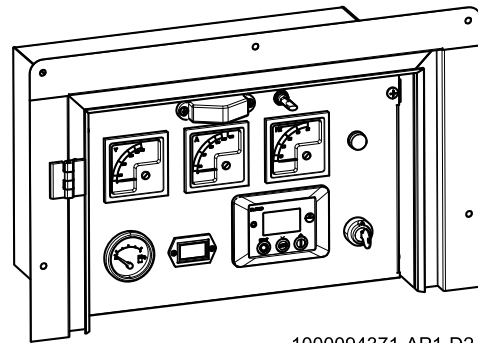
Alternator



1000184727-AP1-A2

Alternator Manufacturer/Brand.....	Mecc alte
Alternator Model.....	ECP28-S/4
Exciter.....	Brushless
Cooling Fan.....	Cast alloy aluminum
Windings.....	100% copper
Insulation Class.....	H
Winding Pitch.....	2/3
Terminals.....	12
Drip Proof.....	IP23
Altitude.....	≤1000m
Overspeed.....	2250rpm
Air Flow.....	5.3m³/min(50Hz),5.8m³/min(60Hz)
Voltage Regulation.....	±1.0%
Total harmonic TGH / THCat no load < 1.5 % - on load < 5%	
Telephone Interference.....	THF<2%;TIF<45

PLC-920 Control System



1000094371-AP1-D2

PLC-920 is an advanced control module based on micro-processor designed to control the engine via a key switch and push buttons on the front panel. The module is used to start and stop the engine and indicate fault conditions, automatically shutting down the engine and giving a true first up fault condition of an engine failure.

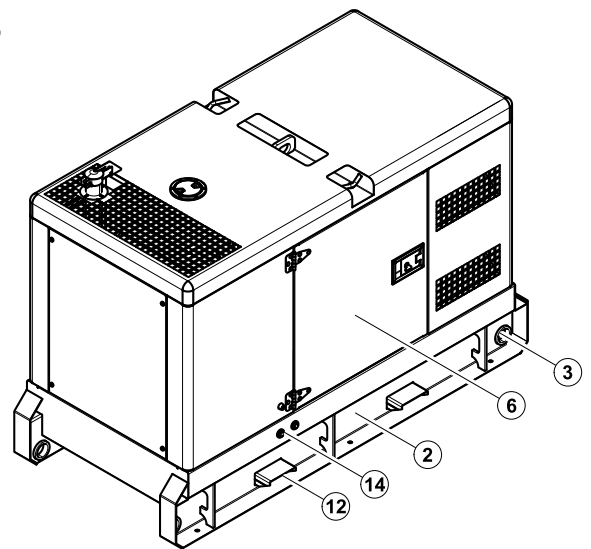
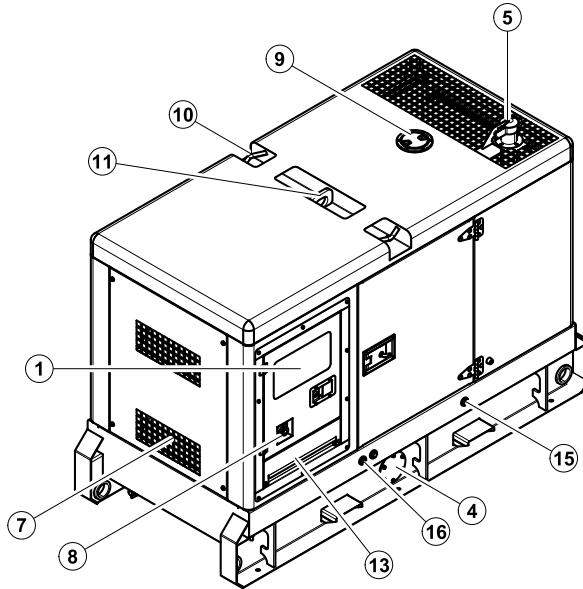
Standard Control Function

- Manual Engine Control Module
- Low Oil Pressure
- High Engine Temperature
- Auxiliary Shutdown
- Overspeed Protection
- Protection hold-off timer
- Charge Failure warning

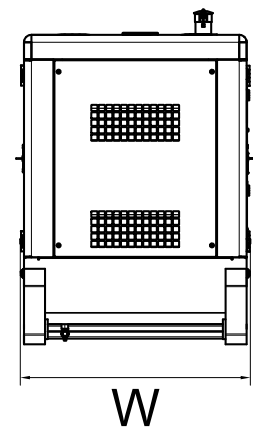
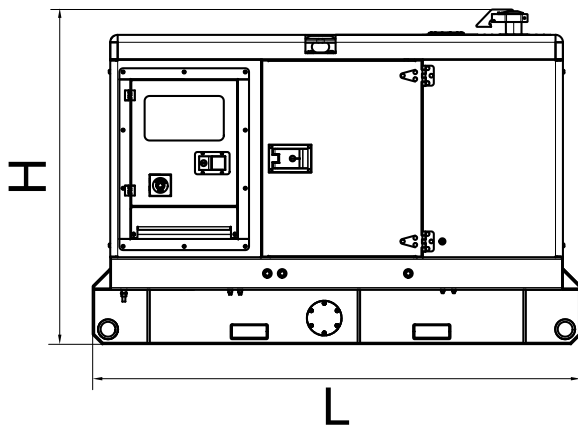
4 Overall Dimensions

1000023912-DR1-A3

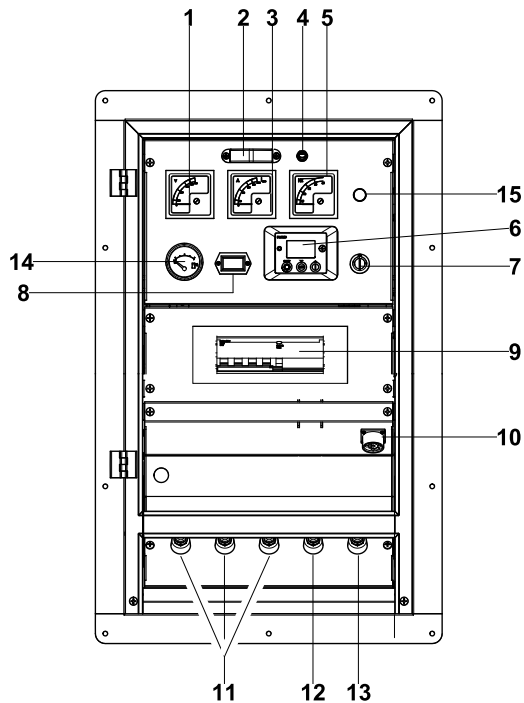
Dry weight	1765kg
Fuel tank capacity	80L
Dimensions L x W x H	1972x930x1353mm



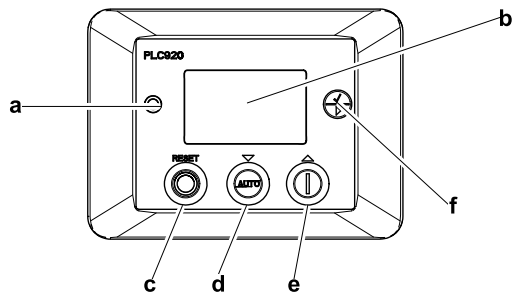
- ⑧ Emergency stop switch
- ⑦ Air inlet
- ⑥ Access door
- ⑤ Exhaust gas outlet
- ④ Fuel drain
- ③ Tie down
- ② Base frame
- ① Control cabinet
- ⑯ Oil drain hose fitting
- ⑮ Coolant drain hose fitting
- ⑭ External fuel inlet/return hose fitting
- ⑬ Cable trench
- ⑫ Fork lift channel
- ⑪ Lifting lug
- ⑩ Roping lug
- ⑨ Coolant inlet



5 Control System



Control & field wiring cabinet



Control module

Ref.	Description
1	Voltage meter
2	Control cabinet lamp
3	Current meter
4	Control cabinet lamp switch
5	Frequency meter
6	Control module
7	Key switch
8	Time counter
9	Main circuit breaker
10	Mains input /ATS /Remote communication connector
11	Live wire terminal
12	Neutral wire terminal
13	Ground wire terminal
14	Fuel level meter
15	Charge indicator

Ref.	Description
a	Alarm indicator
b	Main status display
c	Stop/reset button; Next page (Configuration mode only)
d	Auto start button; Decrease value/next item (Configuration mode only)
e	Start button; Increase value/next item (Configuration mode only)
f	Navigation button; Accept (Configuration mode only)